

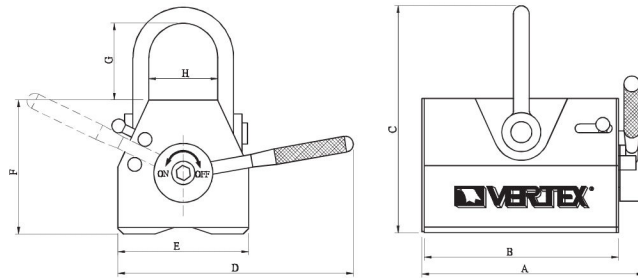
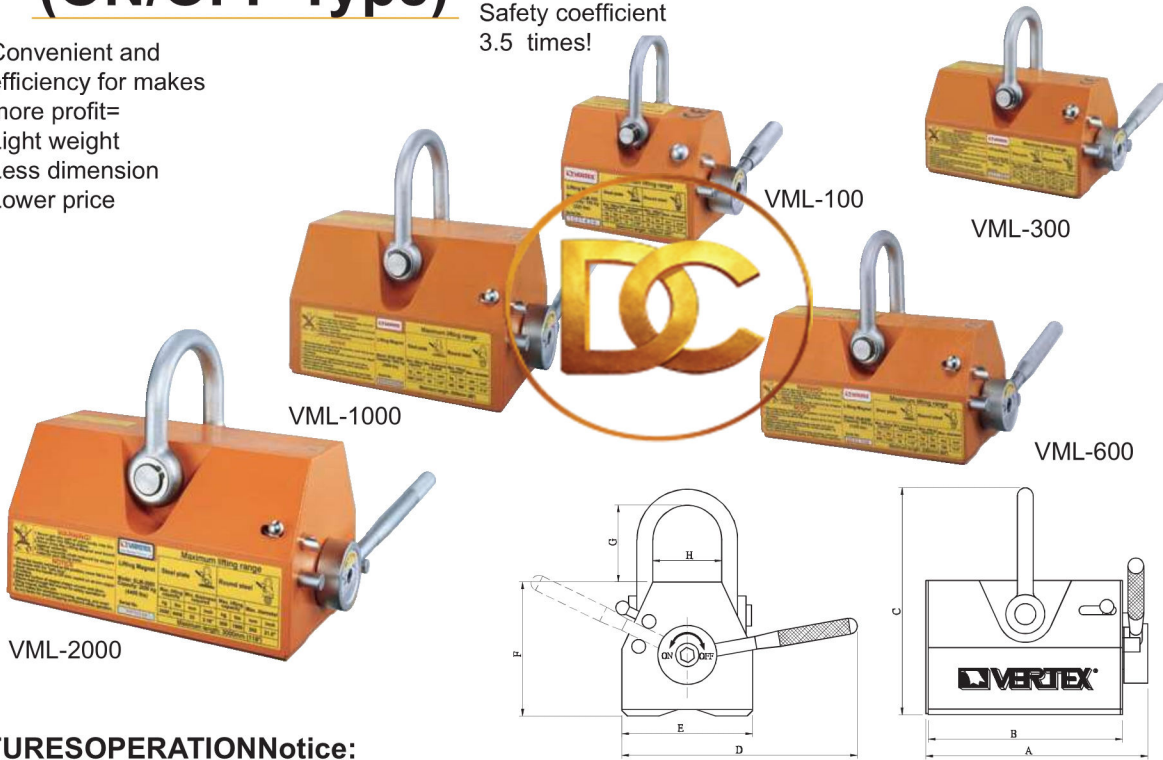


Permanent Magnetic Lifter (ON/OFF Type)



Convenient and efficiency for makes more profit=
Light weight
Less dimension
Lower price

Safety coefficient
3.5 times!



FEATURES OPERATION Notice:

- Each size suit for plate type & round type steel using.
- All new models with “light weight” less dimension” and “lower price”.
- Made by permanent magnet, require no power supply, thus eliminating hazards due to failure wiring system as electric type.
- It features powerful magnetic force, with 3.5 times safety coefficient makes more safety in use.

OPERATION


With ON/OFF switch, it is very easy and convenient to operate.
See as the example pictures as below

Notice:

Never moves the handle to “ON” side, except on an iron object of holding.

- Never operate over human's head.

ON



OFF



DIMENSIONS

ORDER NO.	Capacity	A	B	C	D	E	F	G	H	Weight	SAFETY COEFFICIENT	CODE NO.
	kg lbs	mm inch	mm inch	mm inch	mm inch	mm inch	mm inch	mm inch	mm inch			
VML-100	100 220	107 4.2	84 3.3	120 4.7	125 4.9	60 2.4	71 2.8	41 1.6	30 1.2	2.7 5.5	x3.5 times	2018-060
VML-300	300 660	180 7.1	155 6.1	156 6.1	185 7.3	90 3.6	93 3.7	51 2.0	41 1.6	9.1 18.9		2018-061
VML-600	600 1320	255 10	224 8.8	212 8.3	260 10.2	115 4.5	120 4.7	77 3.0	52 2.0	21.5 46		2018-062
VML-1000	1000 2200	280 11	245 9.6	286 11.3	371 14.6	165 6.5	169 6.7	97 3.8	87 3.4	53.4 101		2018-063
VML-2000	2000 4400	422 16.6	380 15	348 13.7	512 20.2	216 8.5	215 8.5	105 4.1	121 4.8	127.8 259		



Edited with Infix PDF Editor - free for non-commercial use.

To remove this notice, visit: www.iceni.com/unlock.htm




Permanent Magnetic Lifter (ON/OFF Type)



APPLICATIONS

- Suitable for move plate steel, block steel and round steel, such as machine parts, press molds, plastic molds and iron materialetc.



MAGNETIC LIFTER

LOAD OF HOLDING POWER

- The load of holding power will changes depending on the thickness, attractive face roughness and quality of material and clearance between the workpiece with magnet.

	Thickness		Percentage of lifting capacity					
	mm	inch	VML-3000	VML-2000	VML-1000	VML-600	VML-300	VML-100
T1	up 60	up 2.36"	100%	100%	100%	100%	100%	100%
T2	55	2.16"	95%					
T3	50	1.97"	90%					
T4	45	1.77"	85%					
T5	40	1.57"	80%	85%	90%	90%	90%	
T6	35	1.38"	70%	75%				
T7	30	1.18"	60%	65%	80%	90%	90%	
T8	25	0.98"	50%	55%	70%			
T9	20	0.79"	40%	45%	60%	75%	90%	
T10	15	0.59"	30%	35%	50%	60%	70%	
T11	10	0.39"	20%	25%	35%	45%	50%	70%
T12	5	0.20"	10%	15%	20%	25%	30%	40%

Table of difference in holding power by attractive face roughness For all models

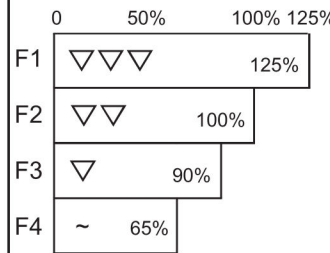
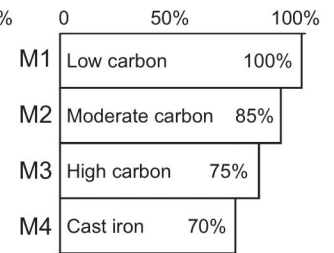


Table of difference in holding power by material quality For all models



Calculating Formula for "Range of Lifting Capacity" → (TxFxMxCapacity of Lifter)

Example:
Terms of workpiece: T8, F1 and M2
90% x 125% x 85% x 600kgs (VML-600)=573kgs

SAFETY COEFFICIENT x 3.5 times

The capacity of magnet indicated as 1/3.5 of holding power, it means the real holding power is 3.3 times of capacity. For example the capacity of VML-600 is 600kgs (1320lbs) but the real holding power is 1980kgs (4350lbs).

The large safety coefficient is consideration for ensuring the use in safety.



MAXIMUM LIFTING RANGE

FORM OF MATERIAL	STEEL PLATE		ROUND STEEL			Maximum length
	Max.lifting capacity	Min.thickness required	Max.lifting capacity	Min Dia	Max.diameter	
ORDER NO.	kg lbs	mm inch	kg lbs	mm	mm inch	mm inch
VML-100	100 220	15 0.59"	58 125	80	150 5.9"	1000 40"
VML-300	300 660	25 0.98"	175 380	100	250 9.8"	1500 60"
VML-600	600 1320	30 1.18"	345 760	180	350 13.8"	2000 80"
VML-1000	1000 2200	40 1.57"	570 1255	230	450 17.8"	2500 98"
VML-2000	2000 4400	55 2.16"	1140 2510	260	550 21.6"	3000 118"
VML-3TH	3000 6600	60 2.36"	1710 3675	300	650 25.6"	

Edited with Infix PDF Editor - free for non-commercial use.

